

**ALL INDIA INSTITUTE OF MEDICAL SCIENCES
ANSARI NAGAR, NEW DELHI: 110 029.
STORES SECTION (DO)**

Ref. No. **07/Stores (DO)/Surg/Proprietary/2015-16/FSC**

Dated **07.08.2015**

Sub:- Purchase of **Accessories for Existing Equipment (Stryker HD Capture Device Model SDC3)** for the department of Surgery, (AIIMS), New Delhi-29, on proprietary basis - **Inviting comments thereon.**

The Institute is in the process to purchase **Accessories for Existing Equipment (Stryker HD Capture Device Model SDC3)** for the department of Surgery, (AIIMS), New Delhi from M/s.Stryker, USA through M/s.Arogya International, Delhi on proprietary basis. The proposal submitted by M/s.Arogya International, Delhi and PAC Certifications are attached.

The above documents are being uploaded for open information to submit objections, comments, if any, from any manufacturer regarding proprietary nature of the equipment/item within issue of 15 days giving reference No.**07/Stores (DO)/Surg/Proprietary/2015-16/FSC.** The comments should be received by office of Sr. Stores Officer (DO), Store Section (DO), Animal House Building, Near Biotechnology Building at AIIMS on or before **31.08.2015 upto 12.30 p.m.**, failing which it will be presumed that any other vendor is having no comment to offer and case will be decided on merits.

Yours faithfully,

SR. STORES OFFICER (DO)

Encl: Related documents enclosed.


**ALL INDIA INSTITUTE OF MEDICAL SCIENCES
ANSARI NAGAR, NEW DELHI – 110 029**

PROPRIETARY/SPECIFIC BRAND GOODS CERTIFICATE

- | | | |
|----|---|--|
| 1. | Item/Type/Model No. required along with specification | Accessories for Existing Equipment (Stryker HD Capture Device Model SDC3) |
| 2. | Is the item a spare part attachment or accessory for an existing equipment | Yes |
| 3. | Name of the manufacturers/Supplier of the item proposed by the indenter. | M/s. Stryker, USA / M/s Arogya International, New Delhi |
| 4. | Are they sole manufacturers/sold distributors of the item | Yes |
| 5. | Is there any other item with similar/equivalent specification available in the market to meet the job requirement envisaged.
If the answer is yes, why the same can't be procured. Demanding Officer should bring out comparative functional advantage/cost effectiveness of the recommended item from these offered by other. | No other accessories will be fit in existing equipment |
| 6. | What were the efforts made to locate alternative source of supply of use other substitutes. | No other alternative source for supply of other substitutes |
| 7. | Why open/limited tender can't be resorted to, for locating alternative source. | These are proprietary items of M/s.Stryker, USA |
| 8. | Are the proprietary items certifying that the rates are reasonable or not. | Rates certificate from the firm is enclosed |
| 9. | Any other justification for procuring item from single source. | No other accessories will be fit in existing equipment |

The above mentioned information is provided by the firm.

Signature of Indenter
(Demanding Officer)


 (Counter Signed)
 Head of the Department
 Dr. ANURAG SRIVASTAVA
 आचार्य एवं विभागाध्यक्ष / Professor & Head
 of the Department of Forensic Medicine & Toxicology
 All India Institute of Medical Sciences, Ansari Nagar, New Delhi-110029

I certify that the item at Sr. No.1 above is required to be procured on single tender basis as the source of supply is definitely known/the specified brand proposed was advantages in meeting our functional requirements and a single tender system could be dispensed with as they would serve no useful purpose in this particular case.

(Strike our whichever is not applicable)



A R O G Y A

8-Jun-15


The Director
All India Institute of Medical Science
Ansari Nagar, New Delhi - 110085

Sub. Quotation for Stryker HD Capture Device Model SDC3 Make Stryker

Sr. No	Cat No	Description	Qty
1	240-060-101i	SDC-3 HD Capture Device with Voice control User Profiles: Customizable user profiles provide the surgeon consistently setup equipment with the push of a button, allowing the nurse to focus on patient care. Dual Channel: Record two video signals independently or simultaneously. MPEG4 (H.264) encoding: enables high-quality 1080p video to be stored using minimal space. ITB Hard Drive: Store up to 500 cases in the internal archive. On-screen Device Status: Provides the surgeon a convenient way to view real-time device status such as insufflator pressure on the surgical display. Customizable Surgical Timeout Checklist: Easily and efficiently conduct the timeout, print a hard copy and store a digital copy to the case file. Studio3 Integration: Direct integration with Studio3 provides the ability to Archive, Edit, and Share surgical media, while maintaining HIPAA compliance. Wireless Network Connectivity: Wirelessly integrate with hospital networks, such as Studio3, PACS and EMR.	2

Rs. 24,00,000/- (Taxes Extra)
Rupees Twenty Four Lac Only.

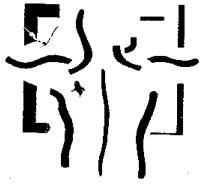
For Arogya International


Authorised Signatory

Anurag Sivaltera

Arogya International

303/D-6, Kumar House,
Central Market, Prashant Vihar,
Delhi-110085 India
Tel. : (011) 27555433
Fax : (011) 27555233
E-mail : vvv124@gmail.com




A R O G Y A

Terms & Conditions

- a. Delivery within 6-8 weeks of receipt of confirm order.
- b. Payment 100% on installation with Submission of 10% bank guaranty
- c. Vat @5% will be charged extra on the quoted prices
- d. Warenty One year from date of Installation.
- e. Warranty against manufacturing defects applicable from date of installation.
- f. Installation free of cost by company engineer
- g. Price valid till March 31st, 2016.

For Arogya International


Authorized Signatory

Arogya International

303/D-6, Kumar House,
Central Market, Prashant Vihar,
Delhi-110085 India
Tel. : (011) 27555433
Fax : (011) 27555233
E-mail : vvv124@gmail.com

C 5 SDA Commercial Complex
New Delhi 110016
t: +91 11 46002600 f: +91 1146002608

stryker®

India

June 8, 2015

**The Director
All India Institute of Medical Sciences,
Ansari Nagar,
New Delhi**

PROPRIETY CERTIFICATE

This is to certify that the **Stryker HD Capture Device Model SDC3** is a propriety product and it's manufactured by **M/s Stryker, USA** and is not manufactured by any other company. SDC3 is the only **Digital High Definition Medical Grade Image Capture Device** that is compatible with **Stryker 1488 Full HD Endo Vision Camera System** allowing surgeon to control all functions of SDC3 using the camera head control buttons.

For Stryker India Pvt. Ltd.


Authorized Signatory

Stryker (India) Pvt. Ltd.

C-5,
SDA Commercial Complex
New Delhi - 110 016

stryker

June 8, 2015

**The Director
All India Institute of Medical Sciences,
Ansari Nagar,
New Delhi**


Sub : Authorization Letter

Dear Sir,

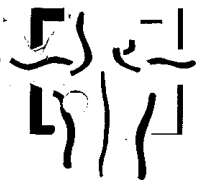
We are pleased to authorize our distributor **M/s Arogya International R/office at D-6/303 Kumar House, Central Market, Prashant Vihar, Delhi** to quote for our products. No company other than M/s Arogya International is authorized to quote on our behalf.

Stryker India (P) Ltd will be responsible for warranty and after sales service of the supplied equipment.

For Stryker India Pvt Ltd



Authorized Signatory



A R O G Y A

June 8, 2015

**The Director
All India Institute of Medical Sciences,
Ansari Nagar,
New Delhi**

RATE CERTIFICATE

This is to certify that the rates of **Stryker HD Capture Device Model SDC3** quoted by us vide our Quotation are not higher than the rates at which these products are being supplied to any other Institution by us.

For Arogya International

(Authorised Signatory)

Arogya International

303/D-6, Kumar House,
Central Market, Prashant Vihar,
Delhi-110085 India
Tel. : (011) 27555433
Fax : (011) 27555233
E-mail : vvv124@gmail.com

Specifications:

Slno	Description
	<p>The bidder should offer a seamless Surgical Video/Image recording and data archiving system for both minimally invasive (endoscopic) or open procedure. The documentation system shall include both hardware and software required for the precise documentation</p> <p>The Data management device shall be placed outside the sterile area in the Documentation station/ Nurse station along with or near the A/V management system. This is to ensure archiving on external devices is done outside the sterile area.</p> <p>The Data management system should have but not limited to the following features.</p> <ul style="list-style-type: none">• The Data management system should be able to simultaneous record 2 images/ videos (Digital or analogue) at any time. This is to ensure both endoscopic and radiology images are archived together.• The Data management system should have a hard disk capacity of at least 1 TB or more with an additional external storage capacity of 1 TB external Hard disk.• Data Management should have unicast streaming facility over IP.• Data Management System should do Real Time Recording• The Data management system should have<ul style="list-style-type: none">➤ Network support storage on file servers➤ USB support for storage on USB drive➤ Customizable print-outs option for the documented information➤ Specifications to take Prints to a printer (local or network) <p>The Data management system should be Medical grade unit with CE/FDA approval.</p>