

ALL INDIA INSTITUTE OF MEDICAL SCIENCES  
ANSARI NAGAR, NEW DELHI-29.  
STORES SECTION (DO)

Ref. No. 37/Stores(DO)/Ortho/PAC/2019-20/FSC

Dated-02/01/2020

Sub:- Purchase of "Video Laryngoscope with Metal finish Macintosh Blades - 01 No." for the Department of Orthopedics at AIIMS, New Delhi-110029, on proprietary basis Inviting comments thereon.

\*\*\*\*\*

The Institute is in the process to purchase "Video Laryngoscope with Metal finish Macintosh Blades - 01 No. at AIIMS, New Delhi from M/s. Karl Storz GmbH & Co. KG, Germany through M/s. Arian healthcare, Delhi. The PAC Certifications by Karl Storz GmbH & Co. KG, Germany as well as the user department are attached.

The above documents are being uploaded for open information to submit objections, comments, if any, from any manufacturer regarding proprietary nature of the equipment/item within 15 day from the date of issue/uploading of the notification giving reference No. 37/Stores(DO)/Ortho/PAC/2019-20/FSC. The comments should be received in office of Stores Officer (FSC), Store Section (DO), Animal House Building, Near Biotechnology Building at AIIMS on or before 23/01/2020 upto 12.30 p.m. failing which it will be presumed that any other vendor is having no comment to offer and case will be decided on merits.

Yours faithfully,

  
SR. STORES OFFICER (DO)

Encl: Related documents enclosed.

## Video Laryngoscope with Metal finish Macintosh Blades

Sr. No.	Description
1.	Required is Macintosh blade with Metal finish size 0, 1, 2, 3 and 4 with integrated camera chip and LED. Should not require use of any stylet for tube placement.
2.	One special adult blade for difficult intubation should be provided for introduction of suction catheter for size 16-18 Fr., angle of view should be approx 80 degree.
3.	One Special Pediatric Blade for difficult Intubation to be provided.
4.	Two miller size 0 & 1 blades should present in the set.
5.	All blades should be reusable and metallic.
6.	Screen at least 7inch or more in size for display with feature control buttons on the screen with HDMI output for connecting to a big screen.
7.	It should be a chip-based video laryngoscope and not a prism-based device
8.	Monitor should have a facility to connect both flexible scope and video-laryngoscope blade without any special coupler.
9.	Automatic as well as manual white balance facility should be available
10.	Integrated video as well as still picture recording should be possible on data card and USB drive with JPEG and MPEG4 format which can be easily transferred to the computer/laptop. Monitor should have two ports HDMI output to connect big monitor and USB drive. Video and still picture can be retrieved on the screen. It should be a upgradable system.
11.	Magill's forceps 25 cms length for video laryngoscope sizes 2-4.
12.	Magill's forceps 20 cms length for video laryngoscope sizes 1-2.
13.	One guide rod of package of 10, each made of stainless steel with atraumatic tip with integrated tube holder should be provided for special curved blades.
14.	Safety bag for screen to be provided with the facility to operate monitor over the bag.
15.	Unit should run on both A/C and battery with battery life more than 100 minutes when fully charged.
16.	Movable stand should be provided to hold the screen
17.	Accessories like protection cap, tray for cleaning and sterilization of blades (at least two blades at a time) should be provided
18.	Liquid sterilizing agents should be permissible for disinfection of blades
19.	Blades and connection cable should be fully immersible in disinfecting solution
20.	All equipment should be from the same manufacturer.
21.	Blades and connection cable should be fully immersible in disinfecting solution
22.	It should be USFDA approved from notified body.

Approximate Cost: Rs. 30 Lack

~~45~~ 45 Lacs

Ponnikan

*[Handwritten signature]*

*[Handwritten signature]*

*[Handwritten signature]*

*[Handwritten signature]*

*[Handwritten signature]*

*[Handwritten signature]*

~~\_\_\_\_\_~~

ALL INDIA INSTITUTE OF MEDICAL SCIENCES  
ANSARI NAGAR, NEW DELHI - 110029

104

Proprietary Article Certificate (PAC) (Machinery & Equipment)

- (i) The indented goods are manufacture by M/s..... KARL STÖRZ, GERMANY
- (ii) Item Name: C-MAC, VIDEO LARYNGO SCOPE C D BLADE
- (iii) Model No: (LIST ATTACHED)
- (iv) Vital Technical Performance Parameters required which makes the requirement proprietary## REUSABLE / DURABLE / D-BLADE for intubation" / CONNECT AND USE (Plug & Play system & integrated module & blade)
- (v) No other make or model is acceptable for the following

reasons: Reusable / Durable / Reusable used by department since 10yrs / Good performance & availability of D blade.

It is certified that market survey has been done and found that no other manufacturer is manufacturing similar/equivalent specifications which can fulfill the vital requirements of end user.

*R. Srinivasan*



Signature of TSEC

With Name, Designation, Department and Hospital/Institute/DGHS

##Note: TSEC should clearly mention the vital functional parameters requirements which end user essentially require and are manufactured by only one manufacturer mentioned in Serial No. (i).

KARL STORZ Endoscopy India Pvt. Ltd., New Delhi

ENDOSCOPES FOR  
MEDICINE AND TECHNICAL SCIENCE  
INSTRUMENTS FOR  
OTO-RHINO-LARYNGOLOGY

**SECTION – XIII  
MANUFACTURER'S AUTHORISATION FORM**

To  
The Prof. & Head,  
Deptt. Of Orthopaedic,  
All India Institute of Medical Sciences,  
Ansari Nagar, New Delhi-110029. India.

Date: 17.12.2018

Dear Sir,

Ref.: For the purchase of Video Laryngoscope On Proprietary Basis

We, KARL STORZ ENDOSCOPY INDIA PVT. LTD., 100% wholly owned subsidiary of KARL STORZ SE & CO. KG GERMANY who are proven and reputable manufacturers of Video Laryngoscope having factories at Germany, USA, Estonia & Switzerland, hereby authorize Messrs. Arian Healthcare, 4327/3, Flat No. 202, IInd Floor, Ansari Road, Darya Ganj, New Delhi-110002 to submit a tender, process the same further and enter into a contract with you against your requirement as contained in the above referred TE documents for the above goods manufactured by us.

We also state that we are not participating directly in this bid for the following reason(s): Our distributor Messrs Arian Healthcare, 4327/3, Flat No. 202, IInd Floor, Ansari Road, Darya Ganj, New Delhi-110002 is quoting the above mentioned tender directly.


We further confirm that no supplier or firm or individual other than Messrs. Arian Healthcare, 4327/3, Flat No. 202, IInd Floor, Ansari Road, Darya Ganj, New Delhi-110002 is authorised to submit a bid, process the same further and enter into a contract with you against your requirement as contained in the above referred TE documents for the above goods manufactured by us.

We also hereby extend our full warranty, CAMC as applicable as per clause 15 of the General Conditions of Contract, read with modification, if any, in the Special Conditions of Contract for the goods and services offered for supply by the above firm against this TE document.

We also hereby confirm that we would be responsible for the satisfactory execution of contract placed on the authorized agent and the spares for the equipment shall be available for at least 10 years from the date of supply of equipment.

We also confirm that the price quoted by our agent shall not exceed the price which we would have quoted directly"

Yours faithfully,  
For, KARL STORZ ENDOSCOPY INDIA PVT LTD

  
AUTHORIZED SIGNATORY



KARL STORZ Endoscopy India Pvt. Ltd.

Corporate & Registered Office :  
11<sup>th</sup> Floor, Dr. Gopal Das Bhawan  
28, Barakhamba Road, New Delhi-110 001  
Fax Number : +91 11 4374 3010

Branch Office :  
B-100, Ground Floor, Naraina Industrial Area  
Phase - I, New Delhi - 110 028  
Fax Number : +91 11 2589 6866

CIN No. : U33119DL1998PTC092006  
E-mail : corporate@karlstorz.in  
Website : www.karlstorz.com

Telephone Number : +91 11 4374 3000 - 30 | Toll Free Number : 1800 1234 698

ENDOSCOPES FOR MEDICINE AND TECHNICAL SCIENCE  
INSTRUMENTS FOR OTO-RHINO-LARYNGOLOGY

KARL STORZ GmbH & Co. KG • P. O. Box 230 • D-78503 Tuttlingen

To whom it may concern



Your ref.	Date of your letter	Our ref. Exp./Jun	Date 03.03.2014
-----------	---------------------	----------------------	--------------------


**Proprietary Certificate**


This is to certify that M/S Karl Storz GmbH & Co. KG, Mittelstrasse 8, D-78532, Tuttlingen, Germany is the legal holders of Proprietary Rights of C-Mac brand and manufacturers of 'C-Mac Video-laryngoscope system with D- blade'.


The design and trademark of 'C-Mac Video-Laryngoscope system with D-Blade' range are exclusive rights of M/S Karl Storz GmbH & Co. KG, Tuttlingen, Germany. No individual or company is authorized to use 'C-Mac Video-Laryngoscope system with D-Blade' brand or manufacture C-Mac range.


For and on behalf of


KARL STORZ GMBH & CO.KG


i.V.   
Uwe Junker  
Deputy Executive Director  
Global Sales Administration

*Pomutshanna* 

*Leashyap* 

*F* 

*cydydeap* 

*Stanz* 

Office Address:  
KARL STORZ GmbH & Co. KG  
Mittelstraße 8  
D-78532 Tuttlingen

Phone: +49 (0)7461 708-0  
Fax: +49 (0)7461 708-105  
E-Mail: info@karlstorz.de  
Web: www.karlstorz.com  
Co: DE 74469858

Konmanditgesellschaft:  
KARL STORZ GmbH & Co. KG  
Registered in Tuttlingen  
Commercial Register: Stuttgart HRA 450442  
VAT DE 142931059

Unlimited Partner:  
KARL STORZ-Verwaltungsgesellschaft mbH  
Registered in Tuttlingen  
Commercial Register: Stuttgart HRB 450225  
Managing Partner: Sybil Storz Dr. h. c. mult.

Bank accounts:  
Volksbank Donau-Neckar eG Tuttlingen (BLZ 643 901 30)  
Acc. No. 772 003, SWIFT: GENO DES1TUT  
IBAN: DE97 6439 0130 0000 7720 03

Commerzbank AG Tuttlingen (BLZ 643 800 11)  
Acc. No. 2 713 305 00, SWIFT: COBA DE FF 643  
IBAN: DE69 6438 0011 0271 3305 00

Kreissparkasse Tuttlingen (BLZ 643 500 70)  
Acc. No. 1322 SWIFT: SOLA DES 1 TUT  
IBAN: DE79 6435 0070 0000 0013 22

Deutsche Bank AG Tuttlingen (BLZ 653 700 75)  
Acc. No. 211 639 000 SWIFT: DEUT DES5653  
IBAN: DE09 6537 0075 0211 6390 00

Proprietary Certificate C Mac

**ALL INDIA INSTITUTE OF MEDICAL SCIENCES  
ANSARI NAGAR, NEW DELHI - 110029**

**PROPRIETARY/SPECIFIC BRAND GOODS CERTIFICATE**

1.	Item/Type/Model No. required alongwith specifications.	<b>Video Laryngoscope with Metal finish Macintosh Blades</b>
2.	Is the item a spare part attachment or accessory for existing equipment?	New Equipment
3.	Name of the manufactures supplier of the item proposed by the indentor.	M/s. Karl Storz, Germany
4.	Are they sole manufactures/Sold distributors of the item?	Yes, Sole Manufacturer
5.	Is there any other item with similar/equivalent specifications available in the market to meet the job requirement envisaged? If the answer is yes, why the same can't be procured. Demanding Officer should bring out of comparative functional advantage/cost effectiveness of the recommended item from these offered by other.	No,
6.	What were the efforts made to locate alternative source of supply of use other substitutes.	Net Process done
7.	Why open/limited tender can't be resorted to, for locating alternative source.	Proprietary Tender of <b>Video Laryngoscope with Metal finish Macintosh Blades</b>
8.	Are the proprietary items certifying that the rates are reasonable or not	<b>Video Laryngoscope with Metal finish Macintosh Blades</b> is proprietary product, and best of my knowledge the price quoted by the firm should be reasonable (Lowest Price Certificate is enclosed by the firm)
9.	Any other justification for procuring item from single source.	

Signature of Indentor



**Counter Signed by  
Head of the Department**

**Dr. R. MALHOTRA**  
MBBS, MS (Ortho), FRCS, FACS, FICS, FIMSA  
Professor & Head  
Department of Orthopaedics  
A.I.I.M.S., New Delhi - 110029

I certify that the item at Sr. No. 1 above is required to be procured on single tender by the source of supply is definitely known/the specified brand proposed was advantages in meeting our functional requirements and limited tender system could be dispensed with as they would serve no useful purpose in this particular case. (Strike out whichever is not applicable.)

*P. Prakashanna*  
*[Handwritten signature]*

*[Handwritten signature]*

*[Handwritten signature]*

*[Handwritten signature]*

*[Handwritten signature]*  
**Frank**