

ALL INDIA INSTITUTE OF MEDICAL SCIENCES
ANSARI NAGAR, NEW DELHI- 29
STORES SECTION (DO)

Ref. No. 08/SO(DDO)/Med/PAC/22-23/FSC-III

Sub: Purchase of Video Bronchoscope – 01 no. for the Department of Medicine, at AIIMS, New Delhi-110029, on proprietary basis inviting comments thereon.

On specific requirement of Deptt. of Medicine. Store Section (DO) is in the process of procurement of Video Bronchoscope from M/s DSS Imagetech Pvt. Ltd. (Through M/s Olympus Corporation, Japan). The principal M/s DSS Imagetech Pvt. Ltd. has submitted following documents:


1. Technical Specification duly signed by TSEC (P-4)
2. PAC cum compatibility Certificate (P-25)
3. Departmental PAC Certificate (24)
4. Performa Invoice from principle/authorized distributor M/s DSS Imagetech Pvt. Ltd. (P-26 and 40)
5. Fall Clause Certificate (P-29)
6. Previous Purchase Order copy (P-31)
7. Manufacturer's Authorisation Certificate in favour of M/s DSS Imagetech Pvt. Ltd. (P-36).
8. GEM non availability Certificate (P-32)
9. Declaration regarding Make in India, (P-41)
10. Land Border Declaration (P- 42)
11. User Deptt informed that the item Video Bronchoscope is at item no. 75 in the list.

Now, in view of the above, the said proposal is uploaded on AIIMS website for period of 15 days with the view to invite objections w.r.t. proprietary nature of the product from the OEC's or their authorized distributors. The comments/objections if any should be received in office of Store Officer (FSC), Store Section (DO), Animal House Building, Near Biotechnology Building at AIIMS on or before 20/09/2022 upto 12:30 P.M. failing which it will be presumed that any other vendor is having no comment to offer and case will be decided on merits.


STORES OFFICER (FSC)

Specification for video bronchoscope

Qty -01
Approximate



OLYMPUS CV-

1. Scope should be compatible with existing video processor & Light source System.
2. Outer diameter should be 4.0 mm or less.
3. Channel diameter should be 1.8 mm or more.
4. Insertion tube length should be 550 mm or more.
5. Field of view should be atleast 120 degree.
6. Angulation-UP 180 degree, Down -130 degree or better.
7. Must provide high resolution image quality.
8. Fully immersible in disinfectant solution.
9. Three or more no. of remote control switches on control body.
10. Compatible with leakage testing device with its air flow and pressure regulation through light source's air pump.
11. Should have capability of Narrow Band Imaging (NBI).
12. It should be US FDA/ European CE approved.
13. Demonstration is mandatory.
14. Uptime & Downtime penalty clause:
 - a. The firm should provide uptime guarantee of 95% during warranty period and CAMC period.
 - b. During the warranty period and CAMC period, desired uptime of 95% of 365/366 (Leap Year) days (24 hrs.), if downtime more than 5% the warranty period/ CAMC period will be extended by double the downtime period. In addition a penalty equal to amount of 0.25% of the total cost of equipment per day will be liable for the excess downtime period. Complaints should be attended properly, maximum within 8 hrs.
15. Warranty & CAMC: five years warranty followed by five years of CAMC after expiry of warranty. Firm should also quote the cost of spares which should be fixed during the contract of (CAMC).

IBIS

Dr. Ved P. Sharma

Dr. Prakash Kumar

Dr. Ganvir Singh

Dr. Ganvir S. Sonora

Dr. Mahendra Bhatia

Dr. Pardeep Sonora

Dr. Neeraj Mishra

Dr. Alok

Dr. Arvind Kumar

Dr. Nalini Mishra
Department of Medicines
A.I.I.M.S., New Delhi-28

Dr. Alok
Assistant Professor
Department of Hospital Administration
A.I.I.M.S., New Delhi-28
All India Institute of Medical Sciences, New Delhi-28

OLYMPUS®

Your Vision, Our Future

OLYMPUS MEDICAL SYSTEMS INDIA PRIVATE LIMITED
Ground Floor, Tower-C, SAS Tower, The Medicity Complex,
Sector - 38, Gurgaon 122001, Haryana, INDIA
Tel.:0124-4999191 Fax : 0124-4999190
Website : www.olympusmedical.co.in
CIN:U33110HR2009FTC039611

Date: 17th September 2021

Ref No: OMSI/21-22/1540

To,
Head of Department
Department of Medicine.
All India Institute of Medical Sciences, Ansari Nagar.
New Delhi-110029

Dear Sir,

Subject: PAC cum Compatibility Certificate.


This is to certify & confirm that Olympus Video Bronchoscope Model BF-Q170 is being solely manufactured by M/s Olympus Corporation, Japan having their office at 2951, Ishikawa-Cho, Hachioji-shi, Tokyo 192-8507, Japan.

The Olympus Video Bronchoscope (Model BF-Q170) is compatible with your existing Olympus Video Processor (Model : CV-170).

No other company's scope is compatible with your existing Olympus Video Processor (Model : CV-170).

Thanking You.

Sincerely,
For Olympus Medical Systems India Pvt. Ltd.



Authorized Signatory



DSS IMAGETECH PVT. LTD.
A-5 Mohan Co-operative Industrial Estate,
Mathura Road, New Delhi – 110 044
Toll Free No: 1800 200 5808
sales@dssimage.com | www.dssimage.com
CIN: U33201DL1998PTC094932

(Handwritten Signature)

DIT/AIIMS MED/2021-22/124/R1

November 11, 2021

To,
Head of The Department,
Department of Medicine,
All India Institute of Medical Sciences,
Ansari Nagar
New Delhi

Ref. : Quotation for Olympus Video Bronchoscope (Model : BF-Q170)

Sr. No.	Model	Product Description	Quantity	Price	GST	GST Value	Total Price
1	BF-Q170	BF-Q170 OPTERA BRONCHOVIDEOSCOPE	1	740200	12%	88824	829024

Terms & Conditions:

1. The Prices are FOR Destination
2. GST as per applicable rates
3. Goods shall be despatched by trail/air/courier as per availability of services in your area
4. Delivery : As per Hospital Terms
5. Validity : As per Hospital Terms
6. Warranty : 5 year standard warranty
7. CAMC Charges after warranty period for next 5 years

	1st Year	2nd Year	3rd Year	4th Year	5th Year
	Rs. 47,580 / - Per Unit Per year	Rs. 47,580 / - Per Unit Per year	Rs. 47,580 / - Per Unit Per year	Rs. 47,580 / - Per Unit Per year	Rs. 47,580 / - Per Unit Per year
	GST Will be charge extra as applicable	GST Will be charge extra as applicable	GST Will be charge extra as applicable	GST Will be charge extra as applicable	GST Will be charge extra as applicable


8. ORDER PLACING : ORDER IS TO BE PLACED IN FAVOUR OF : **DSS Imagetech Pvt. Ltd.**

A-5, Mohan Co-operative Indsl. Estate, Main Mathura Road, New Delhi - 110044

9. PBG : Performance Bank guarantee will be directly by our Principal : Olympus Medical Systems india Pvt. Ltd.

10. The After Sales Services will be directly provided by our principal : Olympus Medical Systems india Pvt. Ltd.

For **DSS Imagetech Pvt. Ltd.**



Authorized Signatory

OLYMPUS

OLYMPUS MEDICAL SYSTEMS PRIVATE LIMITED
Ground Floor, Tower-C, SAS Tower, The Medicity Complex,
Sector - 38, Gurgaon 122001, Haryana, INDIA
Tel.:0124-4999191 Fax : 0124-4999190
Website : www.olympusmedical.co.in
CIN:U33110HR2009FTC039611

SPARE PART LIST

Date: 27.10.2021

RefNo: OMSI/21-22/1576

To,
AIIMS,
Medicine Dept,
Ansari Nagar, New Delhi.

Sub: Spare parts price list for BF-Q170.

Dear Sir / Madam,

BF-Q170			
Sl. No.	Part No.	Part Name	Prices
1	RU986600	D/E INSERTION UNIT	INR 458,383.55
2	RL453200	VIDEO CONNECTOR PC BOARD	INR 121,718.14
3	RL564000	CONTROL UNIT	INR 65,499.54
4	RU986800	B/C TUNE UNIT	INR 60,974.16
5	RU986900	LG CONNECTOR UNIT	INR 36,373.40
6	RU986700	DISTEL END UNIT	INR 32,289.98
7	RU781600	S-CONNECTOR UNIT	INR 31,785.98
8	RU824100	UNIVERSAL CORD UNIT	INR 29,691.69
9	RU987300	K MOUNT	INR 26,887.09
10	RU570100	CABLE-TUBE UNIT	INR 23,458.89
11	RU260800	SW BOX UNIT	INR 6,756.42
12	RU326500	PROTECTOR	INR 3,745.05
13	ZB589300	LG COVER GLASS UNIT	INR 2,646.35
14	GE890400	A-RUBBER	INR 2,465.14
15	RU260500	A-LEVER 90 UNIT	INR 2,423.45
16	RU260900	BOX BASE UNIT	INR 1,710.99
17	GE860600	O-RING	INR 539.65
18	GE878900	O-RING	INR 521.15
19	GT846400	68C PACKING	INR 395.71

X

27

36

OLYMPUS

Dated: 14th Feb, 2022

Ref: OMSI/2021-22/2677

AUTHORISATION FORM

To,
The 'Director'
All India Institute of Medical Sciences
Ansari Nagar, New Delhi-110029, India.

Ref: Our submitted quotation for purchase of Olympus Video Bronchoscope (BF-1TQI70)

Dear Sir,

We, M/s Olympus Medical Systems India Pvt. Ltd. having our registered office at Ground Floor, Tower-C, SAS Tower, The Medicity Complex, Sector-38, Gurgaon - 122001, Haryana, are subsidiary of Olympus Corporation of Asia Pacific Ltd.

We further state that M/s Olympus Corporation, Japan is proven and reputable manufacturer of Olympus Video Bronchoscope (BF-1TQI70) having their office at 2951, Ishikawa-Cho, Hachioji-shi, Tokyo 192-8507, Japan.

We do hereby authorize Messrs DSS IMAGETECH PVT. LTD # A-5, Mohan Co-Operative Industrial Estate, Mathura Road, New Delhi - 110 044 to submit a bid, process the same further and enter into a contract with you against your requirement for the above goods manufactured by M/s/ Olympus Corporation, Japan.

We also state that we are not participating directly in this bid for the following reason(s):

- 1) Due to third party product management in case required for tender BOQ.
- 2) Coordination & follow for pre and post sales & service with multiple consignees.

We further confirm that no supplier or firm or individual other than Messrs. Messrs DSS IMAGETECH PVT. LTD # A-5, Mohan Co-Operative Industrial Estate, Mathura Road, New Delhi - 110 044 is authorised to submit a bid, process the same further and enter into a contract with you against your requirement for the above goods manufactured by M/s/ Olympus Corporation, Japan.

OLYMPUS MEDICAL SYSTEMS INDIA PRIVATE LIMITED.

Ground Floor, Tower-C, SAS Tower, The Medicity Complex, Sector - 38, Gurugram- 122001, Haryana, INDIA
Tel.: 0124-4999191, Fax: 0124-4999190 | Website: www.olympusmedical.co.in | CIN: U33110HR2009FTCO39611

Proprietary Article Certificate (PAC)

(for chemicals, Spares parts reagents, consumable etc.)

40

- (i) The indented goods are manufactured by M/s. *Olympus Medical System India Pvt Ltd.*
 - (ii) Item Name: *Video bronchosscopes @ 1 No.*
 - (iii) Model/ part/ Catalogue no.: *Olympus (CV-170)* *compatible with*
 - (iv) Reasons/justification which makes the requirement proprietary: *Existing video processor & light source system*
1. It is certified that market survey has been done and found that no other manufacturer is manufacturing similar /equivalent/ instrument specifications which can fulfill the vital requirements of end user.
 2. It is certified that the purchase is proposed to be made on proprietary usage basis because any other material/ equipment/ instrument chemicals etc. If used will lead to deviation and affect the integrity/ accuracy, validity or analysis of the assignment/ patient care.

[Signature]

Signature of TSEC
With Name Designation Department and hospital / Institute / DGHS

Note 1: TSEC should clearly mention that the item in question is required to standardization of machinery or spare parts to be compatible to the existing sets of equipment which is required to be procured only from one manufacturer mentioned in serial no. (i)

[Signature]

[Signature]

[Signature]



DR. SANJEEV SINHA
M.B.B.S., M.D., (Medicine), M.M.S., F.M.S.C.
Professor
Head of Medicine (Unit III)
Department of Medicine
All India Institute of Medical Sciences
New Delhi-110029
& Acting Head

[Signature]

[Signature]