

**ALL INDIA INSTITUTE OF MEDICAL SCIENCES
ANSARI NAGAR, NEW DELHI: 110 029.
STORES SECTION (DO)**

Ref. No. 75/Stores (DO)/Pead/PAC/2015-16/FSC

Dated 11.05.2016

Sub:- Purchase of **Olympus Gastrointestinal Videoscope with Standard Set (Neonatal)** for the department of Pediatrics, (AIIMS), New Delhi-29, on proprietary basis - **Inviting comments thereon.**

The Institute is in the process to purchase **Olympus Gastrointestinal Videoscope with Standard Set (Neonatal)** for the department of Pediatrics, (AIIMS), New Delhi from M/s.Olympus Medical Systems India Pvt. Ltd., through M/s.DSS Imagetech Pvt. Ltd., New Delhi on proprietary basis. The proposal submitted by M/s.DSS Imagetech Pvt. Ltd. and PAC Certifications are attached.

The above documents are being uploaded for open information to submit objections, comments, if any, from any manufacturer regarding proprietary nature of the equipment/item within issue of 15 days giving reference No. **75/Stores (DO)/Pead/PAC/2015-16/FSC**. The comments should be received by office of **Sr. Stores Officer, Store Section (DO), Animal House Building, Near Biotechnology Building at AIIMS** on or before **26/05/2016 upto 12.30 p.m.**, failing which it will be presumed that any other vendor is having no comment to offer and case will be decided on merits.

Yours faithfully,

Sd/-

**(PRADEEP K. GUPTA)
SR.STORES OFFICER (DO)**

Encl: Related documents enclosed.

**ALL INDIA INSTITUTE OF MEDICAL SCIENCES
ANSARI NAGAR, NEW DELHI - 110029**

PROPRIETARY/SPECIFIC BRAND GOOD CERTIFICATE

- | | |
|---|---|
| 1. Item/Type/Model no. required along with specification | Olympus Gastrointestinal Videoscope with standard set (Neonatal) |
| 2. Is the item a spare part/attachment or accessory for an existing equipment | UGI Videoscope attachment of Olympus make Light source and video processor |
| 3. Name of the manufactures/supplier of the item proposed by the indenter | Mfg. Company: M/s Olympus Medical Systems India Pvt. Ltd.
Distributor: M/s DSS Imagtech Pvt. Ltd. |
| 4. Are they sole manufacture/sole distributors of the item | Yes |
| 5. Is there any other item with similar/equivalent specification available in the market to meet the job requirement envisaged. If the answer is yes, way the same can't be procured. Demanding officer should bring out comparative functional advantages/cost effectiveness of the recommended item from those offered by other | Yes, there are few more companies having the UGI videoscope with dia 5.5mm (approx.), but for using the UGI videoscope of other make/brand we have to procure the entire system that includes Light Source and Video processor with UGI videoscope, which cost more than 30-35 lakhs. |
| 6. What were the efforts made to locate alternative source of supply or use other substitutes. | No other make/brand UGI videoscope is compatible with existing Olympus make light source and video processor |
| 7. Why open/limited tender can't be resorted to for locating alternative source | Proprietary based item, only manufactured by M/s Olympus Medical Systems India Pvt. Ltd. compatible only with their light source and video processor |
| 8. Are the proprietary item certify that the rates are reasonable or not | Quoted price can be negotiate |
| 9. Any other justification for procuring item from single source. | On compatibility, we required only this UGI videoscope, which is available through M/s DSS Imagtech Pvt. Ltd. |

**Signature of indenter
(Demanding officer)**

डा. रोहन मलिक / Dr. Rohan Malik
सहायक आचार्य / Assistant Professor
Division of Gastroenterology & Hepatology
माखरोग चिकित्सा विभाग / Department of Pediatrics
ए.आई.एम.एस., नई दिल्ली-29 / A.I.I.M.S., New Delhi-29

DR. RAKESH LODHA, M.D.
Senior Lecturer, Professor
Department of Pediatrics
All India Institute of Medical Sciences
New Delhi-110029

**(Counter signed)
(Head of the Department)**

VINOD KUMAR PAUL
PhD, DNB, FIAP, FAMS
Professor & Head
Department of Pediatrics
A.I.M.S., New Delhi-110029

I certify that the item at sr. no. 1 above is required to be procured on single tender basis as the source of the supply is definitely known, the specified brand proposed was advantage in meeting our functional requirements and limited tender system could be dispensed with as they would serve no useful purpose in this particular case.

(strike out whichever is not applicable)

RP*



Quotation No. 353/ATMS/NORTH/DIT/15-16

Date : 10-02-2016

To,
Department of Pediatrics
All India Institute of Medical Sciences,
New Delhi - 110029

Offer for Olympus Neonatal Gastroscope

Dear Sir,

This is in reference to your requirement regarding Video Gastroscope (Neonatal) , we are pleased to offer you our best prices manufactured by M/s. Olympus Corporation, Japan as under:

PART CODE	ITEM DESCRIPTIONS	QTY.	TOTAL AMOUNT INR
VIDEO GASTROSCOPE			
GIF-XP180N	OLYMPUS GASTROINTESTINAL VIDEOSCOPE WITH STANDARD SET (NEONATAL)	1 No.	1502828
SPECIFICATIONS :			
Optical System	Field of View	: 120°	
	Direction of View	: 0° Forward viewing	
	Depth of field	: 3 - 100 mm	
Distal End	Outer diameter	: 5.5 mm	
Insertion Tube	Outer diameter	: 5.5 mm	
Bending Section	Angulation range	: Up 210°, Down 90°, Right 100°, Left 100°	
Working Length	1100MM		
Total Length	1420MM		
Instrument Channel	Inner Diameter	: 2.0mm	
	Minimum visible distance	: 2mm from distal end	
	Endotherapy accessory entrance/exit position in field of view		
Consisting of :			
MH-948	AW Channel cleaning adapter	1 No.	Included
MB-358	Biopsy Valve	2 No.	Included
MH-944	Channel plug	1 No.	Included
BW-20T	Channel cleaning Brush	1 No.	Included
MH-507	Channel Opening Cleaning Brush	1 No.	Included
MH-946	Injection Tube	1 No.	Included
MB-142	Mouth Piece	1 No.	Included
MH-856	Suction Cleaning Adapter	1 No.	Included
MH-553	Water resistant cap	1 No.	Included
Total Price			1502828
VAT/TAX @ 5%			75141
Total Price Inclusive of VAT			1577969
[Rupees Fifteen Lacs Seventy Seven Thousand Nine Hundred and Sixty Nine Only]			



Rohan
Lodha
डॉ. रोहन मलिक / Dr. Rohan Malik
सहायक अध्यक्ष / Assistant Professor
Division of Gastroenterology & Hepatology
बायोमैडिकल विभाग / Department of Pediatrics
ए.आई.एम.एस., नई दिल्ली-29 / A.I.I.M.S., New Delhi-29

DR. RAKESH LODHA, M.D.
Additional Professor
Department of Pediatrics
All India Institute of Medical Science
ए.आई.एम.एस., नई दिल्ली-110029

DSS IMAGETECH PVT. LTD.

A-5, Mohan Co-operative Industrial Estate, Mathura Road, New Delhi - 110 044
Phone : 91-11-30886715 / 91-11-30886717 / 30886735 Fax : 91-11-26959382
Email: sales@dssimage.com Website : www.dssimage.com
CIN No. U33201DL1998PTC094932

Micro Imaging Division (1800-103-8505) / Life Science Division (1-800-200-5808)




TERMS & CONDITIONS :

PRICE	PRICE QUOTED IS F.O.R. DESTINATION
ORDER PLACING	ORDER TO BE PLACED IN FAVOUR OF M/S. DSS IMAGETECH PVT. LTD. A-5, MOHAN COOPERATIVE INDUSTRIAL ESTATE, NEW DELHI - 110044.
PAYMENT	As Per AHMS Payment Terms
PBG	Performance bank guarantee, will be directly provided by our Principal: Olympus Medical Systems India Pvt. Ltd., 102 - B, 1st Floor, Time Tower, M. G. Road, Gurgaon - 122 001 (Haryana) India. (Ph - 0124 - 4999191, Fax: 0124 - 4999190)
SERVICES	The After Sales service will be directly provided by our Principal : Olympus Medical Systems India Pvt. Ltd., 102 - B, 1st Floor, Time Tower, M. G. Road, Gurgaon - 122 001 (Haryana) India. (Ph - 0124 - 4999191, Fax: 0124 - 4999190)
DELIVERY	6 TO 8 WEEKS.
WARRANTY	60 MONTHS FROM THE DATE OF INSTALLATION OR 61 MONTHS FROM THE DATE OF SUPPLY.
POST WARRANT	Rs. 75141/- per annum Taxes Extra as applicable at the time of billing
CMC AFTER 5TH	
YEAR	
VALIDITY	180 DAYS.
INSTALLATION & DEMONSTRATION WILL BE PROVIDED BY OUR ENGINEER AT YOUR SITE FREE OF COST.	

For DSS Imagetech Pvt Ltd.

Authorised Signatory



Rohan
Roh
डॉ. रोहन मलिक/Dr. Rohan Malik
सहायक अध्यक्ष/Assistant Professor
Division of Gastroenterology & Hepatology
आर्य समाज विश्वविद्यालय/Department of Pediatrics
आर्य समाज विश्वविद्यालय, नई दिल्ली-110029/AIIMS, New Delhi-110029

DR. RAKESH LODHA, M.D.
Additional Professor
Department of Pediatrics
All India Institute of Medical Sciences
New Delhi-110029

DSS IMAGETECH PVT. LTD.

A-5, Mohan Co-operative Industrial Estate, Mathura Road, New Delhi - 110 044

Phone : 91-11-30886715 / 91-11-30886717 / 30886735 Fax : 91-11-26959382

Email: sales@dssimage.com Website : www.dssimage.com

CIN No. U33201DL1998PTC094932

Micro Imaging Division (1800-103-8505) / Life Science Division (1-800-200-5808)

OLYMPUS

Your Vision, Our Future

OLYMPUS MEDICAL SYSTEMS INDIA PRIVATE LIMITED
102-B, First Floor, Time Tower, M.G. Road,
Gurgaon 122001, Haryana, INDIA
Tel.: 0124-4999191 Fax: 0124-4999190

Date: 01st April 2010
Ref: OMSI/026/2010

TO WHOMSOEVER IT MAY CONCERN

We Olympus Medical Systems India Private Limited, having our office at 102-B, First Floor, Time Tower, M.G. Road, Gurgaon-122001, Haryana do hereby certify that Messrs. DSS Imagetech Pvt Ltd, having their registered office at A-5, Mohan Co-operative Industrial Estate, Mathura Road, New Delhi - 110 044 is an authorized distributor for **Northern & Eastern part of India** for the following products manufactured by us.

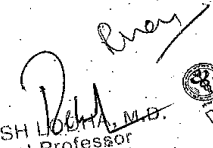
• **Gastroenterology & Respiratory products**


No other company or firm or individual other than Messrs. DSS Imagetech Pvt Ltd are authorized to bid, negotiate and conclude the contract in regard to the above - mentioned range of products manufactured by us in the above subscribed territory of India until unless specified by us.

Yours faithfully,

For Olympus Medical Systems India Private Limited


Anurag Rasgoti
National Sales Manager


DR. RAKESH LOCHAN, M.D.
Additional Professor
Department of Pediatrics
All India Institute of Medical Sciences
New Delhi - 110 029


डॉ. रोहन मलिक / Dr. Rohan Malik
Division of Gastroenterology & Hepatology
बायोमिडिकल विभाग / Department of Biomedical Sciences
अ.म.जी.सी., नई दिल्ली - 20 / A.I.I.M.S. New Delhi

OLYMPUS®

Your Vision, Our Future

OLYMPUS MEDICAL SYSTEMS INDIA PRIVATE LIMITED.
102-B, First Floor, Time Tower, M.G. Road,
Gurgaon 122001, Haryana, INDIA
Tel.: 0124-4999191 Fax : 0124-4999190
Website : www.olympusmedical.co.in
CIN: U33110HR2009FTC039611

10th Feb 2016

Ref: OMSI/15-16/1524

To,
Department of Paediatrics,
All India Institute of Medical Sciences,
Ansari Nagar,
NEW DELHI – 110 029

Ref: Offer No. 353/AIIMS/NORTH/DIT/15-16 dt. 25-01-2016 for the purchase of Olympus
Evis Exera II Paediatric Gastrointestinal Videoscope & Paediatric Colonovideoscope
Submitted by our authorized distributor M/s. DSS Imagetech Pvt. Ltd., New Delhi.

Sub:- Compatibility certificate.


Dear Sir,


We, Olympus Medical Systems India Private Limited having our registered office at 102 B, First Floor, Time Tower, M. G. Road, Gurgaon – 122 001 (Haryana) is 100% subsidiary of M/s. Olympus Corporation, Japan having their office at Shinjuku Monolith, 3-1 Nishi-Shinjuku 2 – Chome, Shinjuku-ku, Tokyo 163-0914, Japan, do hereby confirm that **Olympus Evis Exera II™ Gastrointestinal Videoscope (Model : GIF-XP180N) is compatible with your existing Evis Exera II Video Processor (Model : CV-180) and Evis Exera II Xenon Light Source (Model : CLV-180).**


Also confirm that no other company's scope is compatible with these models.

Yours faithfully,

For Olympus Medical Systems India Pvt. Ltd.,

Authorised Signatory



DR. RAKESH LODHA, M.D.
Additional Professor
Department of Pediatrics
All India Institute of Medical Science
Ansari Nagar, New Delhi-110029


डा. रोहन मलिक / Dr. Rohan Malik
वरिष्ठ आचार्य / Assistant Professor
Division of Gastroenterology & Hepatology
आर्य समाज हॉस्पिटल / Department of Pediatrics
स. आ. आ. रो., प्लॉट नं. 29 / A.I.I.M.S., New Delhi-29

OLYMPUS®

Your Vision, Our Future

OLYMPUS MEDICAL SYSTEMS INDIA PRIVATE LIMITED.
102-B, First Floor, Time Tower, M.G. Road,
Gurgaon 122001, Haryana, INDIA
Tel.: 0124-4999191 Fax : 0124-4999190
Website : www.olympusmedical.co.in
CIN: U33110HR2009FTC039611

Dated: 04-03-2016

Ref: OMSI/15-16/1662

To,
Department of Paediatrics,
All India Institute of Medical Sciences,
Ansari Nagar
New Delhi - 110 029

Sub: Proprietary Article Certificate

Dear Sir,

This is to certify & confirm that "Model No. – GIF-XP180N" – Evis Exera II Pediatric Gastro Videoscope product which has a capability of Narrow Band Imaging (NBI) for better diagnosis of early lesion is being solely manufactured by M/s. Olympus Medical Systems Corporation, having its manufacturing office at Shinjuku Monolith, 3-1 Nishi-Shinjuku 2 – Chome, Shinjuku-ku, Tokyo 163-0914, Japan.

This technology/ item is proprietary of Olympus Corporation, Japan.

Thanking you,

For Olympus Medical Systems India Pvt. Ltd.,

Authorized Signatory

