

**Cardio-Thoracic & Neuro-Sciences Centre
All India Institute of Medical Sciences
Ansari Nagar, New Delhi-29**


Ref. No. 02/CNC/NSGK/2019-20

Subject: Procurement of LGK Upgrade to ICON as per Scope of supply in exhibit A1 COBALT 60 for the Gamma Knife Unit, Dept. of Neurosurgery, CNC at AIIMS, New Delhi - 29 on proprietary basis- Inviting comments thereon.

As per decision taken/ approved by Competent Authority of N. S. Centre, AIIMS for the purchase of subject cited item from M/s. Elekta Instrument, AB, P.O. Box 7593, Kungstensgatan 18 Stockholm – 10393, Sweden on proprietary basis. The proposal submitted by M/s. Elekta Instruemnt, Sweden and PAC certifications are attached & uploaded on website.


The above documents are being uploaded for open information to submit objections, comments, if any, from any manufacturer regarding proprietary nature of the equipment/item within 15 days from the date of issue/uploading of the notification giving reference **02/CNC/NSGK/2019-20**. The comments should be sent to Stores Officer, C N Centre at AIIMS on or before **13.09.2019 upto 5.00 P.M.**, failing which it will be presumed that any other vendor is having no comment to offer and case will be decided on merits.

Yours faithfully,


STORES OFFICER (CNC)

Encl: Related documents enclosed.


1. PAC Certificate enclosed.




Leveringsomvang

BILAGE A


Aantal	Artikelnummer	Omschrijving									
1	1518310	<p>Leksell Gamma Knife * Icon™ Configuration Includes;</p> <ul style="list-style-type: none">• Covers - for Radiation Unit, Patient Position System™ and Imaging gantry• CBCT Imaging Gantry<ul style="list-style-type: none">◦ C-arm & Tilt arm◦ Actuator◦ Image detector◦ X-ray tube◦ Electric cabling• HD Motion Management System<ul style="list-style-type: none">◦ IR camera◦ IR camera arm◦ Electric cabling• Upgrade kit for Patient Positioning System• CATPHAN 503• Phantom baseplate• Icon QA tool• Icon Upgrade kit for Office cabinet<ul style="list-style-type: none">◦ Icon MCU◦ Network Router• OS Software 11.0.									
1	1032541	<p>kV Generator kV generator for CBCT, 400 V</p>									
1	1518783	<p>Standard Leksell GammaPlan * for Icon™ Includes one (1) Leksell GammaPlan * (LGP) license for creating new treatment plans for Leksell Gamma Knife * Icon™. This main license allows the addition, management and storage of an unlimited number patient records and treatment plans. LGP also allows the visualization of treatment plans created at other LGK units. Includes;</p> <table><tr><td>1016991</td><td>LGP - Preplanning /Retreatment License</td><td>Qty 2</td></tr><tr><td>1016993</td><td>Real Time Dose Planning</td><td>Qty 2</td></tr><tr><td>1016990</td><td>LGP - Functional Planning License</td><td>Qty 2</td></tr></table>	1016991	LGP - Preplanning /Retreatment License	Qty 2	1016993	Real Time Dose Planning	Qty 2	1016990	LGP - Functional Planning License	Qty 2
1016991	LGP - Preplanning /Retreatment License	Qty 2									
1016993	Real Time Dose Planning	Qty 2									
1016990	LGP - Functional Planning License	Qty 2									



		1015989	LGP - ImageMerge License	Qty 2
		1016992	LGP - Color PET License	Qty 2
		1016994	LGP - DICOM RT License	Qty 2
		1016650	LGP - Inverse Planning License	Qty 2
		1016649	LGP - Convolution License	Qty 2
		1518785	LGP - Mask License	Qty 2
2	1517695		GammaPlan Treatment Planning Software	
1	1517695		GammaPlan Treatment Planning Software	
2	1504691		Elekta Linux Distribution v3.2 Computer Operating System.	
1	1504691		Elekta Linux Distribution v3.2 Computer Operating System.	
2	1510049		Drivers for ELD 3.20 Graphics and network drivers.	
1	1510049		Drivers for ELD 3.20 Graphics and network drivers.	
2	1501153		NTPS Master Device System traceability part.	
1	1501153		NTPS Master Device System traceability part.	
2	1505102		HP Z620 workstation kit	
			<ul style="list-style-type: none"> HP Z620 Workstation Flat LCD Monitor 24 minimum External HD for Backup. 	
1	1505102		HP Z620 workstation kit	
			<ul style="list-style-type: none"> HP Z620 Workstation Flat LCD Monitor 24 minimum External HD for Backup. 	
2	1517698		Data flow manager v2.0 Communication software GammaPlan - Gamma Knife.	



1	1517698	Data flow manager v2.0 Communication software GammaPlan - Gamma Knife.
1	1030420	Mask adapter With reference markers for HD Motion Management. Interfacing between mask fixation setup and Leksell Gamma Knife • Icon™.
1	1030420	Mask adapter With reference markers for HD Motion Management. Interfacing between mask fixation setup and Leksell Gamma Knife • Icon™.
1	1514925	Mask Nanor Thermoplastic mask for patient fixation. 20 pcs.
2	1514925	Mask Nanor Thermoplastic mask for patient fixation. 20 pcs.
1	1515171	MR head support For use in MR scanner for patients immobilized by mask. Separate interface for Philips MR scanners.
1	1515171	MR head support For use in MR scanner for patients immobilized by mask. Separate interface for Philips MR scanners.
1	1030758	Patient marker For HD Motion Management. 100 pcs.
2	1030758	Patient marker For HD Motion Management. 100 pcs.
1	1001698	Catphan 503 Phantom for evaluating CBCT image quality.
2	1501428	Leksell GammaPlan language resources - Language not available
1	1501428	Leksell GammaPlan language resources - Language not available
1	1518447	LGK Icon Signs, Dutch
2	1501425	Leksell Gamma Knife emergency procedures - Language not available



1 1501426

1 1501424

1 1518788

Leksell Gamma Knife Instructions for Use (Language unavailable)

This document is intended to assist users in the safe and effective operation of the equipment described. The user includes the body with authority over the equipment and those persons who actually handle the equipment.

GUI CD - language not available

Leksell Gamma Knife® Icon™ - Perfexion™ Upgrade Applications Training
To introduce the clinical Gamma Knife team to the applications of Leksell Gamma Knife Icon. The training focuses on hands on applications, molding mask fixation, workflows with mask and G-frame and daily quality assurance. The training is given by an Elekta Applications Specialist and does not involve patient treatments. Support and Education & Training for Leksell Gamma Knife® Icon™

- On-site System Start - the System Start is the third phase of the training for new installations and upgrades of Leksell Gamma Knife. Five days on-site application support with experienced consultant(s) is provided the first week of patient treatments. The objective of the System Start training is to provide confidence in daily practice.

For a new installation the support will be provided by a neurosurgeon and a physicist. For an upgrading site the support will be provided by a physicist. However, in cases where Elekta determines that it may be difficult to secure either the neurosurgeon and/or physicist to perform said On-site System Start, Elekta reserves the right to offer another substantially equivalent form of training to the relevant medical staff.

- 4 training slots in total selected between the following courses:

1. Leksell Gamma Knife® Icon™ Clinical Introductory Program
Participants will learn about principle and practice of Gamma Knife Surgery, clinical indications, treatment planning and observe patient treatments. Three to five (3-5) days training arranged by Elekta in collaboration with a Gamma Knife Center. Elekta pays for the tuition only at an approved Elekta training site.

OR

2. Leksell Gamma Knife® Icon™ Applications Introductory Program
Participants will learn about radiation physics, dosimetry, stereotactic imaging, quality assurance (QA), technical information and treatment planning for different workflows using Leksell GammaPlan® with the aim to make users confident in the operation, care and maintenance of Leksell Gamma Knife Perfexion. Three (3) day training arranged at Elekta Stockholm, Sweden. Elekta pays for the tuition only.

1 1516275

Leksell Gamma Knife® Icon™ Manufacturing sign

1 1030667

Knee support
For patient comfort.

1 1509274

Patient specific box
For storage of patient specific mask and head cushion. 5 pcs.

1 94512

Head Cushion
Used together with thermoplastic mask for patient fixation. 20 pcs.

1 1011295

CCT UPGRADE KIT

1 1008982

Leksell GammaPlan® Upgrade
Leksell GammaPlan upgrade Includes an upgrade from a previous version. It can be performed during a PM visit, software visit or extra service visit.
Limitation: Installation and Training and required new hardware are not Included.

1 1008982

Leksell GammaPlan® Upgrade
Leksell GammaPlan upgrade Includes an upgrade from a previous version. It can be performed during a PM visit, software visit or extra service visit.
Limitation: Installation and Training and required new hardware are not Included.

1 1030667

Knee support
For patient comfort.

1 1509274

Patient specific box
For storage of patient specific mask and head cushion. 5 pcs.

2 94512

Head Cushion
Used together with thermoplastic mask for patient fixation. 20 pcs.

1 1042297

Phantom Base Plate.
For evaluating CBCT Image quality.

OPTIE: Registry

1 74000000002DS

LGK Registry Base Package
LGK Registry Base Package

1 74000000003DS

LGK Registry Per User Per Year
LGK Registry per User per Year

July 10, 2019

PROPRIETARY ARTICLE CERTIFICATE

TO WHOMSOEVER IT MAY CONCERN

1. We hereby certify that the item mentioned below, is a proprietary item of M/s ELEKTA INSTRUMENT AB., SWEDEN and can be manufactured and sold by ELEKTA.
2. ELEKTA MEDICAL SYSTEMS INDIA PVT, LTD., is a direct subsidiary of M/s ELEKTA INSTRUMENT AB., SWEDEN and is the sole service provider in India.

S.No	Description
1.	LEKSELL GAMMA KNIFE ICON

Yours Sincerely,

Mats Premfors
QA Manager
Elekta Instrument AB

Elekta Instrument AB

I, the undersigned, Ni de Keiser, Deputy Notary Public
of the City of Stockholm, Sweden, certify that

MATS STIG PREMFORSS---
has issued and signed the foregoing document,
Fee Stockholm 2
Crowns Ex officio:

Stockholm 2019-07-11
Ex officio: *[Signature]*

Elekta Instrument AB | Box 7593 | SE-103 93 Stockholm | Sweden
Tel: +46 8 587 254 00 | Fax: +46 8 587 255 00 | www.elekta.com | Reg No. 556492-0949

APOSTILLE

(Convention de La Haye du 5 octobre 1961)

1. Country: Sweden

This public document

2. has been signed by Ni de Keiser

3. acting in the capacity of Deputy Notary Public

4. bears the seal/stamp of Notary Public in
Stockholm

Certified

5. at Stockholm

6. The 2019-07-11

7. by Gabriel Rudbeck

Notary Public

8. N° 6423

9. Seal/stamp:


10. Signature:



PROPRIETARY ARTICLE CERTIFICATE (PAC)

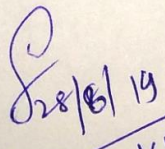
Machinery & Equipment

- (i) The Indented Goods are manufactured by **M/s Elekta Instrument AB.**
- (ii) Item Name **Leksell Gamma Knife Upgrade to
ICON as per the Scope of Supply in
Exhibit A1 for Gamma Knife Unit**
- (iii) Cat No- **Details given as in the quotation**
- (iv) Vital Technical Performance Parameters required which makes the requirement proprietary ##- "Leksell Gamma Knife Upgrade to ICON " is most precise, accurate & safe mode of giving therapeutic dose of radiation, due to its unique principle of converging finer noncoplanar beams at a single point simultaneously from 192 cobalt sources from different directions in 3D stereotactic space to treat tumors, malignancies & functional diseases.
- (v) No other make or model is acceptable for the following reasons because Elekta is the only company manufactures Gamma Knife machine with attached cone beam C.T. Scam arm
- (vi) It is certified that market survey through internet search has been done and found that no other manufacture is manufacturing similar/equivalent specifications which can fulfil the vital requirement of the end user.

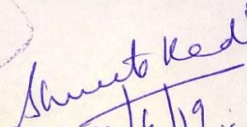

DR. MANOJ PHALAK
Professor, Department of Neurosurgery
Neurosciences Centre,
New Delhi-110029, INDIA
24/06/2019
Dr. M. Phalak

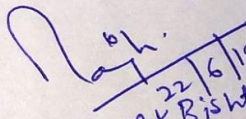
डॉ. मंजु काले
DR. MANOJ PHALAK
सहायक प्राध्यापक
Assistant Professor
तंत्रिका शल्य चिकित्सा विभाग
Deptt. of Neuro Surgery
तंत्रिका विज्ञान केंद्र
Neuro Sciences Centre
अ.भा.आ.स., नई दिल्ली-29
A.I.I.M.S., New Delhi-110029


(Signature with date and designation of the indenting officer)


DR. KANWAR
सहायक प्राध्यापक
ASSISTANT PROFESSOR
तंत्रिका शल्य चिकित्सा विभाग
DEPTT. OF NEURO SURGERY
NEURO SCIENCES CENTRE
अ.भा.आ.स., नई दिल्ली-29
A.I.I.M.S., NEW DELHI-110029

डॉ. कंदलू
DR. KANWAR
सहायक प्राध्यापक
ASSISTANT PROFESSOR
तंत्रिका शल्य चिकित्सा विभाग
DEPTT. OF NEURO SURGERY
NEURO SCIENCES CENTRE
अ.भा.आ.स., नई दिल्ली-29
A.I.I.M.S., NEW DELHI-110029


DR. SHIVAM
Assistant Professor
Department of Neurosurgery
Neurosciences Centre
All India Institute of Medical Sciences
New Delhi-110029, INDIA
Signature of TSEC


DR. R.K. BISHT


DR. S.S. KALE
HOD, Neurosurgery
डॉ. शशांक शरद काले/Dr. Shashank Sharad Kale
आचार्य एवं अध्यक्ष/Professor & Head
तंत्रिका शल्य चिकित्सा विभाग एवं गामा नाइफ केंद्र
Deptt. of Neurosurgery & Gamma Knife Centre
तंत्रिका विज्ञान केंद्र/Neurosciences Centre
अ.भा.आ.स., नई दिल्ली/A.I.I.M.S., New Delhi-110029