

**ALL INDIA INSTITUTE OF MEDICAL SCIENCES
ANSARI NAGAR, NEW DELHI-110029
STORES SECTION (DO)**

Ref. No.40/Stores(DO)/E&M/Proprietary/2016-17/FSC Dated 28.01.2017

Sub:- Purchase of TBS software with calibration phantom with compatible “Hardware” for the department of E&M, (AIIMS), New Delhi-29, on proprietary basis **Inviting comments thereon.**

The Institute is in the process to purchase **TBS software with calibration phantom with compatible “Hardware”** for the department of E&M (AIIMS), New Delhi from M/s.Medimaps SASU, France through their authorized Indian Agent M/s.ADS Medical Systems, New Delhi on proprietary basis. The proposal submitted by M/s.ADS Medical Systems, New Delhi and PAC Certifications are attached.

The above documents are being uploaded for open information to submit objections, comments, if any, from any manufacturer regarding proprietary nature of the equipment/item within issue of 15 days giving reference No. **40/Stores (DO)/E&M/PAC/2016-17/FSC.** The comments should be received by office of Sr. Stores Officer (DO), Store Section (DO), Animal House Building, Near Biotechnology Building at AIIMS on or before **16.02.2017 upto 12.30 p.m.**, failing which it will be presumed that any other vendor is having no comment to offer and case will be decided on merits.

Yours faithfully,

SR. STORES OFFICER (DO)

Encl: Related documents enclosed

Annexure-1
Dept. of Endocrinology & Metabolism
AIIMS, ANSARI NAGAR NEW DELHI - 110029

Dated 21/01/2017


S. No. :- 1

Name of Item:- of TBS Software with Calibration Phantom with Compatible Hardware

Qty :- 01 (One) Nos.


Specification :-


1. Software that allows bone micro architecture evaluation from bone densitometry examination.
2. Compatible with Hologic DEXA Systems: Horizon, Discovery, Delphi, QDR4500.
3. Automatic detection of compatible AP spine DXA Scan (accessed from DXA scan folder)
4. Automatic analysis of TBS (Trabecular Bone Score) Index of bone micro architecture.
5. Can be analyzed on any DXA scan acquired in fast array, Array of high definition mode.
6. Includes multiple ethnicity reference curves.
7. Easy to use retrospective patient analysis module.
8. Automatically reports out distribution based on a combined model of BMD and TBS, and patients' list.
9. Automatic and customizable patient reports
10. Automatic analysis of FRAX adjusted to TBS values
11. Calibrated using a dedicated TBS phantom
12. TBS DICOM module required for communication with PACS Systems (optional)
13. Warranty : Five (5) years.



डा० रवीन्द्र गोस्वामी
Dr. Ravinder Goswami
M.D., D.M. (Endo) FASc, FNASc, FAMS
अध्यक्ष / Professor
अन्तःस्त्राविकी एवं चयापन विभाग
Dept. of Endocrinology & Metabolism
अ.भा.आ.सं., नई दिल्ली-110029
A.I.I.M.S., New Delhi-110029

डा० यशदीप गुप्ता
Dr. YASHDEEP GUPTA
एम.डी., सी.एच. (एन्डो.)/M.D., DM, (Endo.)
सहायक आचार्य/Assistant Professor
अन्तःस्त्राविकी एवं चयापन विभाग
Dept. of Endocrinology & Metabolism
अ.भा.आ.सं., नई दिल्ली-110029
A.I.I.M.S., New Delhi-110029

-/anded with


डॉ० निखिल टंडन एम.डी., पी.एच.डी.
Dr. NIKHIL TANDON M.D., Ph.D.
अध्यक्ष एवं अध्यक्ष/Professor & Head
अन्तःस्त्राविकी एवं चयापन विभाग
Dept. of Endocrinology & Metabolism
अ.भा.आ.सं., नई दिल्ली-110029
A.I.I.M.S., New Delhi-110029


डॉ० विवेका पी. ज्योत्सना
Dr. VIVEKA P. JYOTSNA
एम.डी., पी.एच. (एन्डो.)/M.D., D.M. (Endo.)
अध्यक्ष / Professor
अन्तःस्त्राविकी एवं चयापन विभाग
Dept. of Endocrinology & Metabolism
अ.भा.आ.सं., नई दिल्ली-110029
A.I.I.M.S., New Delhi-110029


डॉ० निरुपम मदान
Dr. Nirupam Madaan
सह आचार्य / Associate Professor
अध्यक्ष प्रशासन विभाग/Dept. of Hospital Administration
अखिल भारतीय आयुर्विज्ञान संस्थान/AIIMS
अंसारी नगर, नई दिल्ली/Ansari Nagar, N.D.-110029

ALL INDIA INSTITUTE OF MEDICAL SCIENCES
ANSARI NAGAR : NEW DELHI: 110029

PROPRIETRY/SPECIFICATION BRAND GOODS CERTIFICATE

Dated - 20th Jan 2017

1. Item/Type/Model No. required along with specification.
TBS Software with Calibration Phantom with Compatible Hardware for Bone Densitometry Machine
2. If the item a spare part attachment or accessory for an existing equipment.
No, It is an Accessory
3. Name of the manufacturer/supplier of the item proposed by the indenter.
M/s Medimaps Group SA, Switzerland is sole manufacturer and M/s ADS Medical Systems is authorized distributors for the same.
4. Are they sole manufacturer/sold distributor of the item
Yes - sole manufacturer
5. If there any other item with similar /equivalent specification available in the market to meet the job requirement envisaged. If the answer is yes, why the same can't be procured. Demanding officer should bring out comparative functional advantages /cost effectiveness of the recommended item from these offered by other.
No
6. What were the efforts made to located alternative source of supply or use other substitutes.
M/s Medimaps Group SA, Switzerland is the sole manufacturer of this Instrument as per our best knowledge
7. Why open/limited tender can't be resorted to, for locating alternative source.
Because there is no other manufacture as per our best knowledge.
8. Are the proprietary items certifying that the rates are reasonable or not.
Yes proprietary items & the rates are reasonable.
9. Any other justification for procuring item from the single source.
M/s Medimaps Group SA, Switzerland is the sole manufacturer of this Instrument as per our best knowledge

Signature of Indenter
(Demanding Office)

(Countersigned)
(Head of the Department)

I certify that the item at Sr. No. 1 above is required to be procured on single tender basis as the source of supply is definitely known / the specified brand proposed was advantages in meeting our functional requirement and limited tender system could be dispensed with as they would serve no useful purpose in this particular case.
(strike out whichever is not applicable)

डॉ. निखिल टंडन एम.डी., पी.एच.डी.
Dr. NIKHIL TANDAN M.D., Ph.D.
अधीनस्थ प्रोफेसर & Head
उप-निदेशक, एंडोक्राइन विभाग
Dept. of Endocrinology & Metabolism
अ.भा.आ.स., नई दिल्ली-110029
A.I.I.M.S., New Delhi-110029
डॉ. यशदीप गुप्ता
Dr. YASHDEEP GUPTA
एम.डी., डी.एच. (एन्डो)/M.D., DM, (Endo.)
सहायक आचार्य/Assistant Professor
अन्तराचार्य/Associate Professor
Deptt. of Endocrinology & Metabolism
अ.भा.आ.स., नई दिल्ली-110029
A.I.I.M.S., New Delhi-110029

डॉ. रवीन्द्र कोरवानी
Dr. Ravinder Korwani
M.D., D.M. (Endo) FACS, FNASc, FAMS
अधीनस्थ प्रोफेसर
अन्तराचार्य/Associate Professor
उप-निदेशक, एंडोक्राइन विभाग
Dept. of Endocrinology & Metabolism
अ.भा.आ.स., नई दिल्ली-110029
A.I.I.M.S., New Delhi-110029

डॉ. विवेका पी. ज्योत्सना
DR. VIVEKA P. JYOTSNA
एम.डी., डी.एम. (एन्डो)/M.D., D.M. (Endo)
अधीनस्थ प्रोफेसर
अन्तराचार्य/Associate Professor
उप-निदेशक, एंडोक्राइन विभाग
Dept. of Endocrinology & Metabolism
अ.भा.आ.स., नई दिल्ली-110029
A.I.I.M.S., New Delhi-110029

डॉ. निरुपम मदान/Dr. Nirupam Madan
सह आचार्य / Associate Professor
अधीनस्थ प्रशासन विभाग/Dept. of Hospital Administration
अधीनस्थ आचार्य/Associate Professor
अ.भा.आ.स., नई दिल्ली/Ansar Nagar, N.D.-110029

Medimaps SASU
5, avenue Henri Becquerel
FR-33700 Mérignac
France

Object: PAC (Proprietary Article Certificate)

Mérignac, on the 11th of January 2017

To whom it may concern:

We hereby confirm and certify that the TBS iNsiht™ – an advanced, imaging software for bone densitometer (DXA) – is the unique software that allows bone microarchitecture evaluation from bone densitometry examination, thanks to the Trabecular Bone Score™ (TBS) calculation solely developed by our company. TBS iNsiht software therefore has unique features, which are not offered by any other imaging software for bone densitometer.

The system is having following unique features:

- Compatible with Hologic DXA systems: Horizon™, Discovery™, Delphi™, QDR4500™.
- Automatic detection of compatible AP spine DXA scan (accessed from DXA scan folder).
- Automatic analysis of TBS™ (Trabecular Bone Score), index of bone microarchitecture.
- TBS can be analyzed on any DXA scans acquired in Fast Array, Array or High Definition mode.
- Includes multiple ethnicity reference curves.
- Easy-to-use, retrospective patient analysis module.
- TBS iNstats module: automatically report-out patient distribution based on a combined model of BMD and TBS, and patients' lists.
- Automatic and customizable patient reports (examination and follow-up reports), with edition and storage of comments on reports.
- Automatic analysis of FRAX® adjusted for TBS values.
- Calibrated using a dedicated TBS phantom.
- TBS DICOM module required for communication with PACS systems (optional).

Hence, the TBS iNsiht software with the above unique features is the proprietary product of Medimaps.

*As verified by
Dept. of
Endocrinology
MJB*

डॉ० ज्योत्सना पी. ज्योत्सना
DR. JYOTSNA P. JYOTSNA
D.M. (Endo)
Medimaps Group SA
Chemin des Aulx 18
CH-1228 Châtelaine, Suisse (CH)
Phone: +41 (0) 22 608 46 44
www.medimapsgroup.com

डॉ० रवीन्द्र गोस्वामी
Dr. Ravindra Goswami
D.M. (Endo) FACS, FNASc, FAMS
Dept. of Endocrinology & Metabolism
All India Institute of Medical Sciences
New Delhi-110029

डॉ० निरुपम मदान/Dr. Nirupam Madaan
सह आचार्य / Associate Professor
अवकाश प्रतिष्ठान/Department of Hospital Administration
सेवा नगर, नई दिल्ली/Ansari Nagar, N.D.-110029
Sales and Marketing Director
Medimaps SASU
Parc d'activités Kennedy, Bât F
5, avenue Henri Becquerel
33700 Mérignac
+33 556 11 21 01
RCS Bordeaux 491 084 216



ADS MEDICAL SYSTEMS

(A Unit of ADS Diagnostic Ltd.)

114, SANT NAGAR, NEW DELHI - 110 065
Tel. : +91-11-41622193, 41620434 Fax : +91-11-26448906
E-mail : adsmedical@rediffmail.com

HOLOGIC®

PERFORMA INVOICE																	
ADS MEDICAL SYSTEMS (A Unit of ADS Diagnostic Ltd) CIN - L85110DL1984PLC018486 114, Sant Nagar East of kailash New Delhi Contact :01141620434 E-Mail :adsmedical@rediffmail.com Bill To : The Director All India Institute of Medical Sciences Ansari Nagar, New Delhi-110029	Invoice No.	Dated															
	ADS/16-17/06	16.01.2017															
	Delivery Note	Mode/Terms of Payment															
	Supplier's Ref.	Other Reference(s)															
	Buyer's Order No.	Dated															
<table border="1"> <thead> <tr> <th>S.N</th> <th>Nomenclature</th> <th>Amount</th> </tr> </thead> <tbody> <tr> <td>1</td> <td>TBS Software with Calibration Phantom with Hardware and Software compatible for TBS with DICOM option for TBS.</td> <td>1,850,000.00</td> </tr> <tr> <td></td> <td>Add: Vat @ 5%</td> <td>92500.00</td> </tr> <tr> <td></td> <td>Note: With 5 Years Warranty</td> <td></td> </tr> <tr> <td colspan="2">GrandTotal</td> <td>1,942,500.00</td> </tr> </tbody> </table>			S.N	Nomenclature	Amount	1	TBS Software with Calibration Phantom with Hardware and Software compatible for TBS with DICOM option for TBS.	1,850,000.00		Add: Vat @ 5%	92500.00		Note: With 5 Years Warranty		GrandTotal		1,942,500.00
S.N	Nomenclature	Amount															
1	TBS Software with Calibration Phantom with Hardware and Software compatible for TBS with DICOM option for TBS.	1,850,000.00															
	Add: Vat @ 5%	92500.00															
	Note: With 5 Years Warranty																
GrandTotal		1,942,500.00															
Amount Chargeable (in words) Rupees Nineteen lakh forty two thousand five hundred only Local Sales Tax No.: TIN: 07030267836 Inter State Sales Tax No. LC/088/07030267836/1003 Company's PAN : AAACA8477G Service Tax No : AAACA8477GST001 E.C.S. Detail are as under Account Name : ADS Medical Sysytemis Account No. : 602120100012630 Type of Account : Current Bank Name : Bank Of India IFSC : BKID0006021 MICR : 110013008																	
		For ADS Medical System Authorised Signatory 															

Dr. Ravinder Goshwami
 M.D., D.M. (Endo) FACS, FRIAS, FAMS
 Head, Professor
 Dept. of Endocrinology & Metabolism
 All India Institute of Medical Sciences
 New Delhi-110029

Dr. NIKHIL TANDON M.D., Ph.D.
 Associate Professor & Head
 Dept. of Endocrinology & Metabolism
 All India Institute of Medical Sciences
 New Delhi-110029